


















organum gustatorium  PARTONOMY LIST

FMA	TA	UID	Short official Latin term	Short French equivalent
77853		7379	organum gustatorium  ; organum gustus	organe du goût
54825		7380	canaliculi gustatorii  ; gemmae gustatoriae	calicules gustatifs
63589		7381	pori gustatorii 	pores gustatives
		9327↓	epitheliocyti gustatorii 	épithéliocytes gustatifs 
		9329	epitheliocyti gustatorii sensorii typi I	cellules épithéliales sensorielles gustatives de type 1
		9330	epitheliocyti gustatorii sensorii typi II	cellules épithéliales gustatives sensorielles de type 2
		9336	epitheliocyti gustatorii sensorii typi III	cellules épithéliales gustatives sensorielles de type 3
		9337	epitheliocyti gustatorii typi IV; epitheliocyti basales 	cellules épithéliales gustatives de type 4; épithéliocytes basiques 
		9342	epitheliocyti gustatorii typi V; epitheliocyti sustentantes 	cellules épithéliales gustatives de type 5; épithéliocytes souteneurs 
		9344	plexus subcalicularis neurofibrarum	plexus neurofibreux souscaliculaire
		9345	fibrae gustatoriae 	neurofibres gustatives
		9346	fibrae perigemuales 	neurofibres périgemmes
		9347	fibrae intragemuales 	neurofibres intragemmes
		9348	glandulae gustatoriae 	glandes gustatives 
			14 lines	

 SCIENTIFIC NOTES**UID** **Libelle of note**

9327 Epitheliocyti gustatorii. A Taste bud contains three types of Sensory epithelial cells (Types 1 - 3), Basal cells (Type 4) and Supporting, peripheral (Perigemmal) cells (Type 5); see Benninghoff/Drenckhahn Anatomie 2004 16th ed, Band 2, pages 757/758. The type 1 cell is also known as Cellula obscura (dark cell), the type 2 and 3 cells as Cellulae clarae (clear cells).

[Original file](#)

Date: 15.08.2021