






























































































































cerebellum 













































































PARTONOMY LIST

FMA	TA	UID	Short official Latin term	Short Spanish equivalent
67944		5686	cerebellum 	cerebelo 
		8266	morphologia externa cerebelli	morfología externa del cerebelo
76928		5691	vermis 	vermis 
76925		5689	hemispherium cerebelli (par) 	hemisferio cerebeloso (par)
75267		5690	vallecula cerebelli 	vallécula del cerebelo 
		8267	fissura cerebellomesencephalica 	fisura cerebelomesencefálica 
		8269	fissura cerebellopontina 	fisura cerebellopontina 
		8270	fissura cerebellomedullaris 	fisura cerebelomedular 
		5687	fissurae interlobares cerebelli 	fisuras interlobulares del cerebelo 
83729		5716	fissura prima; fissura preclivalis 	prima fisura; fisura preclival 
83730		5739	fissura posterolateralis 	fisura posterolateral 
76926		5698	corpus cerebelli 	cuerpo del cerebelo 
72251		5699	lobus anterior cerebelli 	lóbulo anterior del cerebelo 
72255		8272	pars anterior vermis 	porción anterior del vermis del cerebelo 
83884		5700	lingula (par)  ; lobulus I (par) 	límpula del cerebelo (par)  ; lobulillo I del cerebelo (par) 
72519		5702	lobulus centralis (par) 	lobulillo central del cerebelo (par) 
278635		5703	lobulus II (par) 	lobulillo II del cerebelo (par) 
278639		5704	lobulus III (par) 	lobulillo III del cerebelo (par) 
83886		5709	culmen (par) 	culmen del cerebelo (par) 
76955		5710	lobulus IV (par) 	lobulillo IV del cerebelo (par) 
76954		5712	lobulus V (par) 	lobulillo V del cerebelo (par) 
		8281	fissurae lobi anterioris cerebelli (par) 	fisuras del lóbulo anterior del cerebelo (par) 
83731		5701	fissura precentralis (par)  ; fissura postlingualis (par) 	fisura precentral del cerebelo (par)  ; fisura postlingual del cerebelo (par) 
83736		5708	fissura postcentralis (par)  ; fissura preculminalis (par) 	fisura postcentral del cerebelo (par)  ; fisura preculminal del cerebelo (par) 
83737		5711	fissura intraculminalis (par) 	fisura intraculminal del cerebelo (par) 
72254		8339	pars anterior hemispherii cerebelli (par) 	porción anterior del hemisferio cerebeloso (par) 
		8993	vincingulum lingulae (par)  ; lobulus HI (par) 	vincingulum de la límpula del cerebelo (par)  ; lobulillo HI (par) 
72517		5705	ala lobuli centralis (par) 	ala del lobulillo central del cerebelo (par) 
278665		5706	lobulus HII (par) 	lobulillo HII del cerebelo (par) 
278672		5707	lobulus HIII (par) 	lobulillo HIII del cerebelo (par) 
72516		5713	lobulus quadrangularis anterior (par) 	lobulillo cuadrangular anterior (par) 
278683		5714	lobulus HIV (par) 	lobulillo HIV del cerebelo (par) 
278723		5715	lobulus HV (par) 	lobulillo HV del cerebelo (par) 
72252		5717	lobus posterior cerebelli 	lóbulo posterior del cerebelo 
72259		9194	pars posterior vermis 	porción posterior del vermis del cerebelo 
83887		5719	declive (par)  ; lobulus VI (par) 	declive del cerebelo (par)  ; lobulillo VI del cerebelo (par) 
83889		5722	folium vermis (par)  ; lobulus VIIA (par) 	folium del vermis del cerebelo (par)  ; lobulillo VIIA del cerebelo (par) 
83890		5728	tuber (par)  ; lobulus VIIB (par) 	túber del cerebelo (par)  ; lobulillo VIIB del cerebelo (par) 
				

83888		5731	pyramis (par) ; lobulus VIII (par)	pirámide del cerebelo (par) ; lobulillo VIII del cerebelo (par)
		8273	lobulus HVIIIA (par)	lobulillo HVIIIA (par)
		8274	lobulus HVIIIB (par)	lobulillo HVIIIB (par)
83883		5737	uvula (par) ; lobulus IX (par)	úvula del cerebelo (par) ; lobulillo IX del cerebelo (par)
		9038	fissurae lobi posterioris cerebelli (par)	fisuras del lóbulo posterior del cerebelo (par)
83733		5721	fissura posterior superior (par) ; fissura postclivalis (par)	fisura posterosuperior (par); fisura postclival del cerebelo (par)
75135		5725	fissura horizontalis (par) ; fissura intercruralis (par)	fisura horizontal del cerebelo (par) ; fisura intercrural del cerebelo (par)
75137		5727	fissura lunogracilis (par) ; fissura ansoparamediana (par)	fisura lunográcil del cerebelo (par) ; fisura ansoparamediana del cerebelo (par)
75138		5730	fissura prebiventralis (par) ; fissura prepyramidalis (par)	fisura predigástrica del cerebelo (par) ; fisura prepiramidal del cerebelo (par)
75139		5734	fissura intrabiventralis (par)	fisura intradigástrica del cerebelo (par)
84043		5736	fissura secundaria (par) ; fissura postpyramidalis (par)	fisura secundaria del cerebelo (par) ; fisura postpiramidal del cerebelo (par)
72256		9195	pars posterior hemispherii cerebelli (par)	porción posterior del hemisferio cerebeloso (par)
256399		5720	lobulus quadrangularis posterior (par) ; lobulus simplex (par) ; lobulus HVI (par)	lobulillo cuadrangular posterior del cerebelo (par) ; lobulillo simplex del cerebelo (par) ; lobulillo HVI (par)
		5723	lobuli semilunares (par) ; lobuli ansiformes cerebelli (par) ; lobuli HVIIA (par)	lobulillos semilunares del cerebelo (par) ; lobulillos ansiformes del cerebelo (par) ; lobulillos HVIIAs (par)
72524		5724	lobulus semilunaris superior (par) ; crus I (par) ; lobulus HVIIAa (par)	lobulillo semilunar superior del cerebelo (par) ; brazo I del lobulillo semilunar del cerebelo (par) ; lobulillo HVIIAa (par)
72525		5726	lobulus semilunaris inferior (par) ; crus II (par) ; lobulus HVIIAb (par)	lobulillo semilunar inferior del cerebelo (par) ; brazo II del lobulillo semilunar del cerebelo (par) ; lobulillo HVIIAb (par)
72523		5729	lobulus gracilis (par) ; lobulus HVIIIB (par)	lobulillo grácil del cerebelo (par) ; lobulillo HVIIIB (par)
72526		5732	lobulus biventer (par) ; lobulus HVIII (par)	lobulillo digástrico del cerebelo (par) ; lobulillo HVIII (par)
77202		5733	pars lateralis lobuli biventris (par) ; lobulus HVIIIA (par)	porción lateral del lobulillo digástrico del cerebelo (par) ; lobulillo HVIIIA (par)
77203		5735	pars medialis lobuli biventris (par) ; lobulus HVIIIB (par)	porción medial del lobulillo digástrico del cerebelo (par) ; lobulillo HVIIIB (par)
83464		5738	tonsilla cerebelli (par) ; lobulus HIX (par)	amígdala del cerebelo (par) ; lobulillo HIX (par)
		9202	paraflocculus accessorius (par)	paraflóculo accesorio (par)
72253		5740	lobus flocculonodularis	lóbulo flóclunodular
83882		5741	nodulus ; lobulus X	nódulo ; lobulillo X
83881		5743	flocculus (par) ; lobulus HX (par)	flóculo del lóbulo flóclunodular del cerebelo (par) ; lobulillo HX (par)
		8227	morphologia interna cerebelli	morfología interna del cerebelo
		5688	folia cerebelli	láminas cerebelosas
83924		9037	substantia grisea cerebelli	sustancia gris del cerebelo
72248		5745	cortex cerebelli	córtex cerebeloso
83141		9040	strata corticis cerebelli	capas del córtex cerebeloso
83140		5746	stratum granulare	capa granular

	8239	glomerulus cerebelli ^U	glomérulo cerebeloso
83896		5747 stratum purkinjense ^U	capa de células de Purkinje
83897		5748 stratum moleculare ^U	capa molecular ^U
	8229	neura corticis cerebelli ^U	neuronas del córtex cerebeloso ^U
	8230	neura projectionis corticis cerebelli ^U	neuronas de proyección del córtex cerebeloso ^U
	8233	neura purkinjensia ^U	neuronas de Purkinje
	8234	interneura corticis cerebelli ^U	interneuronas del córtex cerebeloso ^U
	8236	interneura excitatoria corticis cerebelli ^U	interneuronas excitadoras del córtex cerebeloso ^U
	8237	neura granularia ^U	neuronas granulares ^U
	8237	# neuron granulare ^U	# neurona granular ^U
	8240	dendrita neuri granularis ^U	dendritas de la neurona granular ^U
	8239	glomerulus cerebelli ^U 	glomérulo cerebeloso 
	8242	fibrae parallelae ^U	fibras paralelas ^U
	8243	neura penicillata ^U	neuronas peniciladas ^U
	8245	interneura inhibitoria corticis cerebelli ^U	interneuronas inhibitorias del córtex cerebeloso ^U
	8246	neura fusiformia horizontalia ^U	neuronas fusiformes horizontales ^U
	8248↓	neura golgiensia magna ^U	neuronas grandes de Golgi
	8248	# neuron golgiense magnum ^U	# neurona grande de Golgi
	8251	axon neuri golgiensis magni ^U	axón de la neurona grande de Golgi ^U
	8249↓	neura golgiensia parva ^U	neuronas pequeñas de Golgi
84461		8252 neura corbiformia ^U	neuronas en cesta
	8254	neura stellata superficialia ^U	neuronas estrelladas superficiales ^U
	8255	neura stellata profunda ^U	neuronas estrelladas profundas ^U
	9724	cyti cerebelli ^U	astrocitos cerebelosos
	9726	cyti radiales ^U	astrocitos radiales ^U
54559		9735 cyti epitheliales cerebelli ^U	astrocitos epiteliales del cerebelo ^U
	9735	# astrocytus epithelialis cerebelli ^U	# astrocito epitelial del cerebelo ^U
	9926	processus radiales ^U	prolongacions radiales ^U
	9928	cyti pennati ^U	astrocitos protoplasmáticos ^U
	8344	divisiones cerebelli ^U	divisiones del cerebelo ^U
72253		5692 vestibulocerebellum ^U	vestibulocerebelo ^U
72251		5693 spinocerebellum ^U	espinocerebelo ^U
72252		5694 pontocerebellum ^U	pontocerebelo ^U
	9279	zonae sagittales cerebelli (par) ^U	zonas sagitales del cerebelo (par) ^U
	9281	zonae sagittales mediales (par) ^U	zonas sagitales mediales del cerebelo (par) ^U
	9282	zona A (par) ^U	zona A (par) ^U
	9283	zona X (par) ^U	zona X (par) ^U
	9284	zona B (par) ^U	zona B (par) ^U
	9343	zonae sagittales intermediae (par) ^U	zonas sagitales intermedias del cerebelo (par) ^U
	9286	zona C1 (par) ^U	zona C1 (par) ^U
	9287	zona C2 (par) ^U	zona C2 (par) ^U
	8340	zona C3 (par) ^U	zona C3 (par) ^U
	9338	zonae sagittales laterales (par) ^U	zonas sagitales laterales del cerebelo (par) ^U
	9339	zona Y (par) ^U	zona Y (par) ^U
	9340	zona D1 (par) ^U	zona D1 (par) ^U
	9341	zona D2 (par) ^U	zona D2 (par) ^U
321695		5749 nuclei cerebelli (par) ^U	núcleos del cerebelo (par) ^U

72260		5750	nucleus dentatus (par) ^U ; nucleus lateralis cerebelli (par) ^U	núcleo dentado del cerebelo (par) ^U ; núcleo lateral del cerebelo (par) ^U
72548		5751	hilum nuclei dentati (par) ^U	hilio del núcleo dentado del cerebelo (par) ^U
		8258	pars microgyria (par) ^U	porción microgiral (par) ^U
		8260	pars macrogyria (par) ^U	porción macrogiral (par) ^U
		8261	nuclei interpositi (par) ^U	núcleos interpósitos del cerebelo (par) ^U
72538		5752	nucleus emboliformis (par) ^U ; nucleus interpositus anterior (par) ^U	núcleo emboliforme del cerebelo (par) ^U ; núcleo interpósito anterior del cerebelo (par) ^U
72536		5753	nucleus globosus (par) ^U ; nucleus interpositus posterior (par) ^U	núcleo globoso del cerebelo (par) ^U ; núcleo interpósito posterior del cerebelo (par) ^U
72537		5754	nucleus fastigii (par) ^U	núcleo fastigial del cerebelo (par) ^U ; núcleo medial del cerebelo (par)
		8341	neura nuclei cerebelli (par) ^U	neuronas del núcleo del cerebelo (par) ^U
		8343	neura projectionis nuclei cerebelli (par)	neuronas de proyección del núcleo del cerebelo (par)
		8345	neura projectionis magna (par)	neuronas grandes de proyección del núcleo del cerebelo (par)
		8349	neura projectionis parva (par) ; neura nucleoolivaria (par) ^U	neuronas pequeñas de proyección (par); neuronas nucleoolivares (par) ^U
		8351	interneura inhibitoria nuclei cerebelli (par) ^U	interneuronas inhibitorias del núcleo del cerebelo (par) ^U
		8263	interneura inhibitoria glycinergica (par) ^U	interneuronas inhibitorias glicinérgicas (par) ^U
		8264	interneura inhibitoria GABAergica (par) ^U	interneuronas inhibitorias GABAérgicas (par) ^U
83943		9191	substantia alba cerebelli ^U	sustancia blanca del cerebelo ^U
72541		5744	arbor vitae ^U	árbol de la vida
256377		5761	corpus medullare cerebelli ^U	cuerpo medular del cerebelo ^U
		7688	lamella medullaris cerebelli ^U	lámina medular del cerebelo ^U
		7691	fibrae afferentes corticis cerebelli ^U	fibras nerviosas aferentes del córtex cerebeloso ^U
		7705	fibrae nervosae muscosae ^U	fibras musgosas del cerebelo
		7705	# fibra nervosa muscosa ^U	# fibra musgosa del cerebelo
		8350	flosculi fibrae nervosi muscosi ^U	inflorescencias de la fibra musgosa del cerebelo ^U
		7711	fibrae ascendentes ^U	fibras nerviosas trepadoras ^U
		7713	fibrae multistratificatae ^U ; neurofibrae monoaminergicae	fibras nerviosas multiestratificadas ^U ; fibras nerviosas monoaminérgicas ^U
		7716	fibrae efferentes corticis cerebelli ^U	fibras nerviosas eferentes del córtex cerebeloso ^U
		7716	# neurofibra efferens corticis cerebelli ^U	# fibra nerviosa eferente del córtex cerebeloso ^U
		11561	axon neuri purkinjensis ^U	axón de la neurona de Purkinje ^U
		8474	tractus commissurales originis cerebelli ^U ^C	haces comisurales originados en el cerebelo ^C
77522		5762	commissura cerebelli ^U ^C	comisura del cerebelo ^U ^C
		8545	tractus longi cerebelli (par) ^U	haces largos del cerebelo (par) ^U
722298		5755	pedunculi cerebellares (par)	pedúnculos del cerebelo (par) ^U
72495		5760	pedunculus cerebellaris superior (par)	pedúnculo cerebeloso superior (par)
		8223	brachium conjunctivum (par) ^U	brazo conjuntival (par) ^U ; brazo conjuntivo (par)
		8473	ramus ascendens brachii conjunctivi (par) ^U	rama trepadora del brazo conjuntival del pedúnculo cerebeloso superior (par) ^U
		8439	tractus cerebellorubralis ^U ^C	haz cerebellorubral ^U ^C
		8465	tractus cerebellothalamicus ^U ^C	haz cerebelotalámico ^U ^C
				rama descendente del brazo

	8464	ramus descendens brachii conjunctivi (par) 	conjuntival del pedúnculo cerebeloso superior (par) 
72490	 5763	fasciculus uncinatus cerebelli  	fascículo uncinado del cerebelo  
	8468	fibrae fastigiobulbares  	fibras fastigiobulbares  
75690	8469	tractus fastigiospinalis  	haz fastigioespinal  
75691	 5221	tractus interpositospinalis  	haz interpositoespinal  
72515	 5759	pedunculus cerebellaris medius (par)	pedúnculo cerebeloso medio (par)
	11532	fibrae pontocerebellares  	fibras pontocerebelosas  
72615	 5756	pedunculus cerebellaris inferior (par)	pedúnculo cerebeloso inferior (par)
	5757	corpus restiforme (par) 	cuerpo restiforme del cerebelo (par) 
	8467	fibrae cerebelloolivares  ; fibrae nucleoolivares  	fibras dentatoolivares; fibras núcleoolivares  
73950	 5319	tractus spinocerebellaris posterior  ; tractus spinocerebellaris dorsalis  	haz espinocerebeloso posterior  ; haz espinocerebeloso dorsal  
	 5320	fibrae cuneocerebellares  	fibras cuneocerebelosas  
	8456	fibrae trigeminocerebellares  	fibras trigeminocerebelosas  
72638	 5305	tractus olivocerebellaris  	haz olivocerebeloso  
	8457	fibrae nucleocerebellares  	fibras núcleocerebelosas  
	8458	fibrae raphecerebellares  	fibras rafecerebelosas  
72613	 5758	corpus juxtarestiforme (par) 	cuerpo yuxtarestiforme del cerebelo (par) 
	8459	fibrae vestibulocerebellares  	fibras vestibulocerebelosas  
	8466	fibrae cerebellovestibulares  	fibras cerebeloestibulares  
72543	 5742	pedunculus flocculi (par) 	pedúnculo del flóculo del lóbulo flóclunodular del cerebelo (par) 
		173 lines	
		333 entities	

SCIENTIFIC NOTES

UID Libelle of note

- 5738 Recent data suggest that the Tonsilla is comparable to the Dorsal paraflocculus, and the Paraflocculus accessorius to the Ventral paraflocculus (see Voogd and Ruigrok 2012). The Paraflocculus accessorius forms part of Lobule HIX.
- 8248 The use of 'stellatum' for the Golgi cells is unfortunate, given the presence of other Stellate cells in the Molecular layer. As Latin term Neuron golgiense and as English term Golgi cell were accepted at the FIPAT Meeting in Istanbul, 2015.
- 8249 See note # 8248
- Not in TA, and added. Not distinguished by Larsell O, Jansen J (1972 The Comparative Anatomy and Histology of the Cerebellum. The human cerebellum, cerebellar connections, and cerebellar cortex. University of Minneapolis, MN) and Schmahmann et al. (1999 Neuroimage 10:233-260), but by Voogd J, Ruigrok TJH (2012 Cerebellum and precerebellar nuclei. In: Mai JK, Paxinos G, eds: The Human Nervous System, 3rd ed. Elsevier, Amsterdam, pp 471-545). First described as 'Zungenband' by Stilling (1864) and as Vinculum linguae by Henle (1879).
- 8993
- 9202 See note # 5738

[Original file](#)

Date: 16.08.2021